

62 11 199 Replacing instrument cluster (without (testing software/programming) (4 FRUs)

+ 62 11 510

Equipment trim-level variant:

0272 - Preparation for navigation system^{OE}

0193 - Keyless Ride^{OE}

NOTICE

Before removal, test the control unit with the **BMW Motorrad** diagnostic system and make a backup copy of the data.

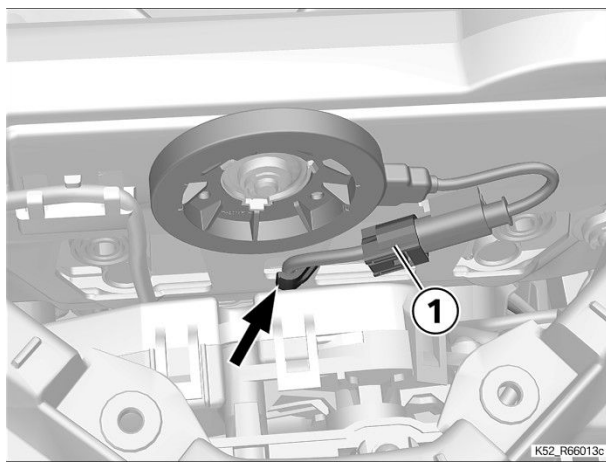
Preparatory work

Removing windscreen

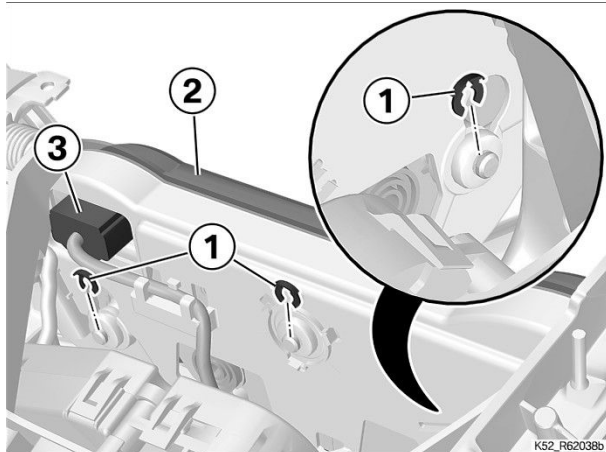
Removing cover for windscreen adjuster

Core activity

(-) Removing instrument panel



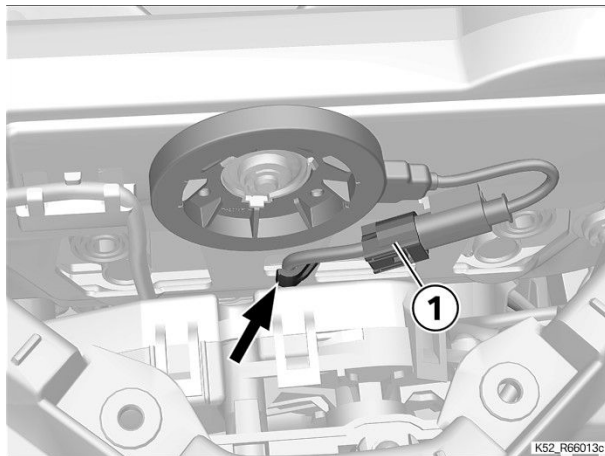
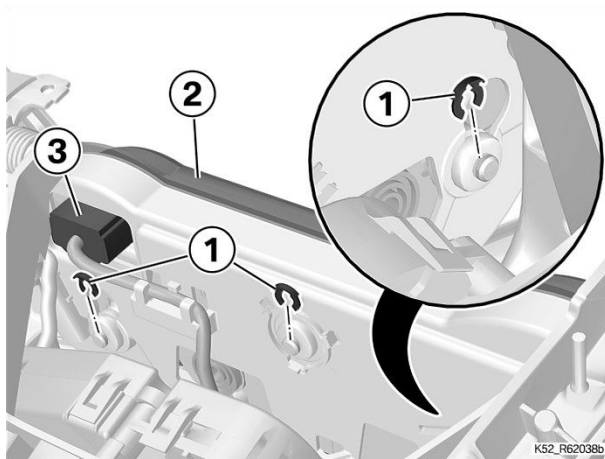
- Disconnect plug (1) for the LF aerial and disengage the cable from the holder (arrow).



- Remove retaining clips (1).
- Remove instrument panel (2).
- Disconnect plug (3) for the instrument cluster.

(-) Installing instrument panel

- Connect plug (3) for the instrument panel.
- Install instrument panel (2).
- Install retaining clips (1).



- Connect connector (1) for audio frequency aerial and secure cable in holder (arrow).

Follow-up work

Installing cover for windscreen adjuster

Install the windscreen

=> Testing software (Description in item: 61 00 502, Billed as a separate item)

=> Programming control units of vehicle (along with testing software) (Description in item: 61 00 510, Billed as a separate item)

Final check of work performed